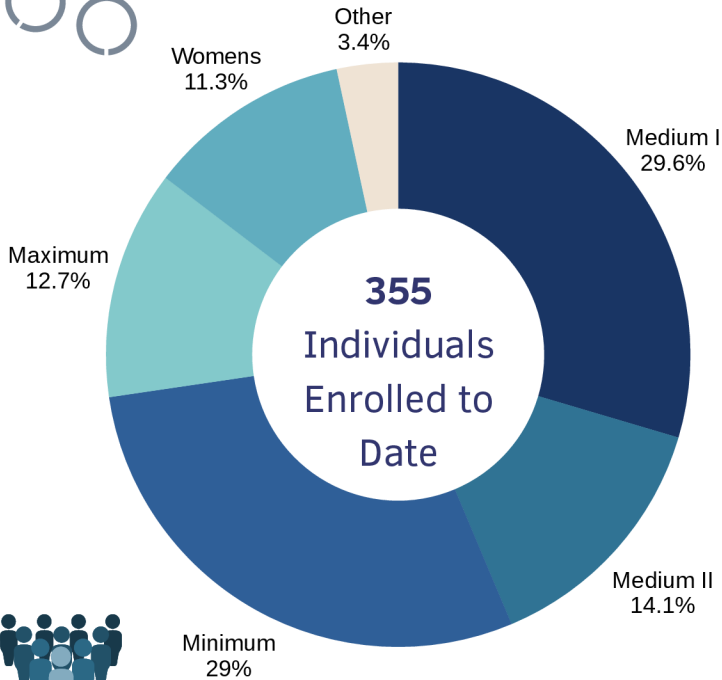




Vantage Point Phoenix Project Summary

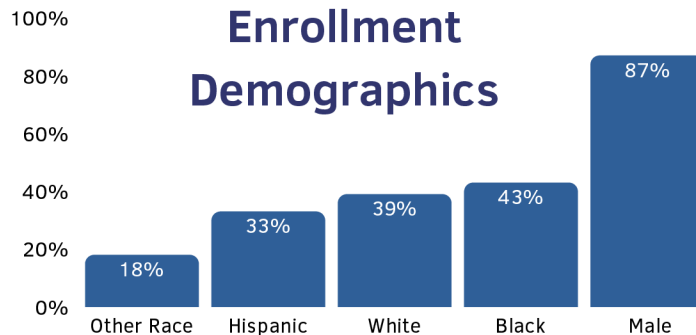
Intakes by Facility Type



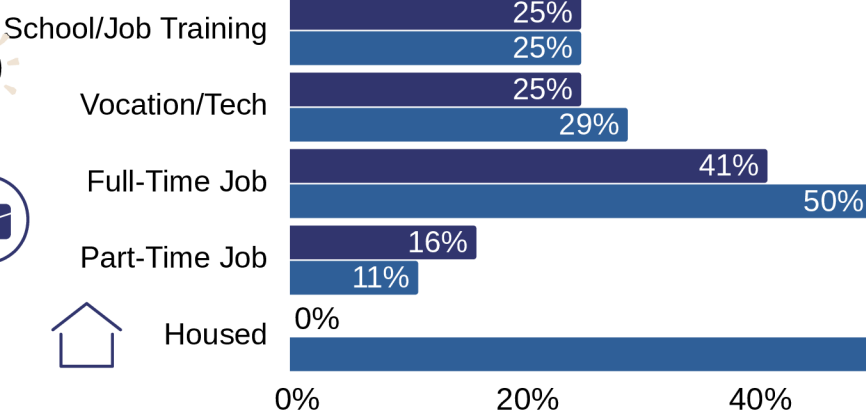
72% of participants successfully completed the program. On average **23 classes** are completed. At follow-up, only **17%** of participants had been incarcerated at least 1 night, with only **13%** held from 11 to 91+ nights.

205 6-month follow-ups completed. Follow-up Rate: **81%**, **4% increase** from last year!

Enrollment Demographics



● Intake ● Follow-Up



Alcohol and Drug Dependencies **Decreased from Intake to Follow-Up!**

Program Targeted Achievements

	Achieved by 6-Month Follow-Up	Received Program Assistance
Enrolled in School	27 (13%)	12 of 27 (44%)
Enrolled in Vocational Training	38 (19%)	28 of 38 (74%)
Currently Employed	131 (64%)	30 of 131 (23%)
Living in Stable Housing	164 (80%)	15 of 164 (9%)

42% of respondents at 6-month reported Phoenix Project as a component that helped ease their transition out of prison.

% of Participants Reporting Using Program Components

